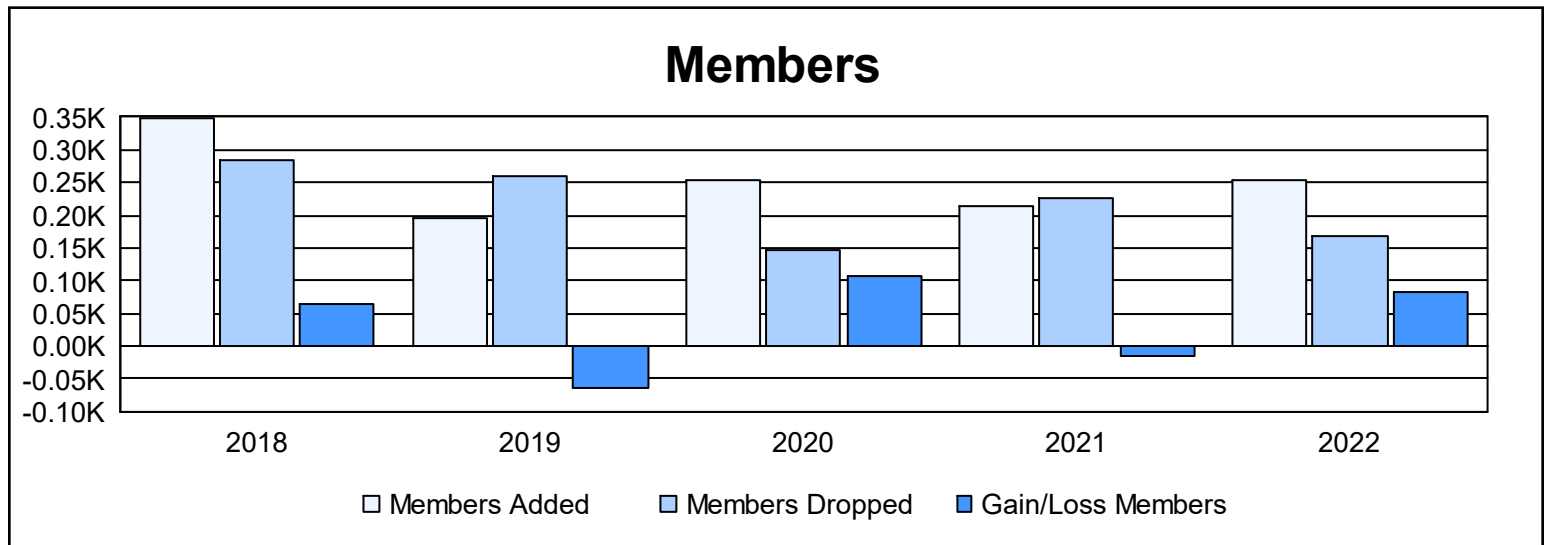
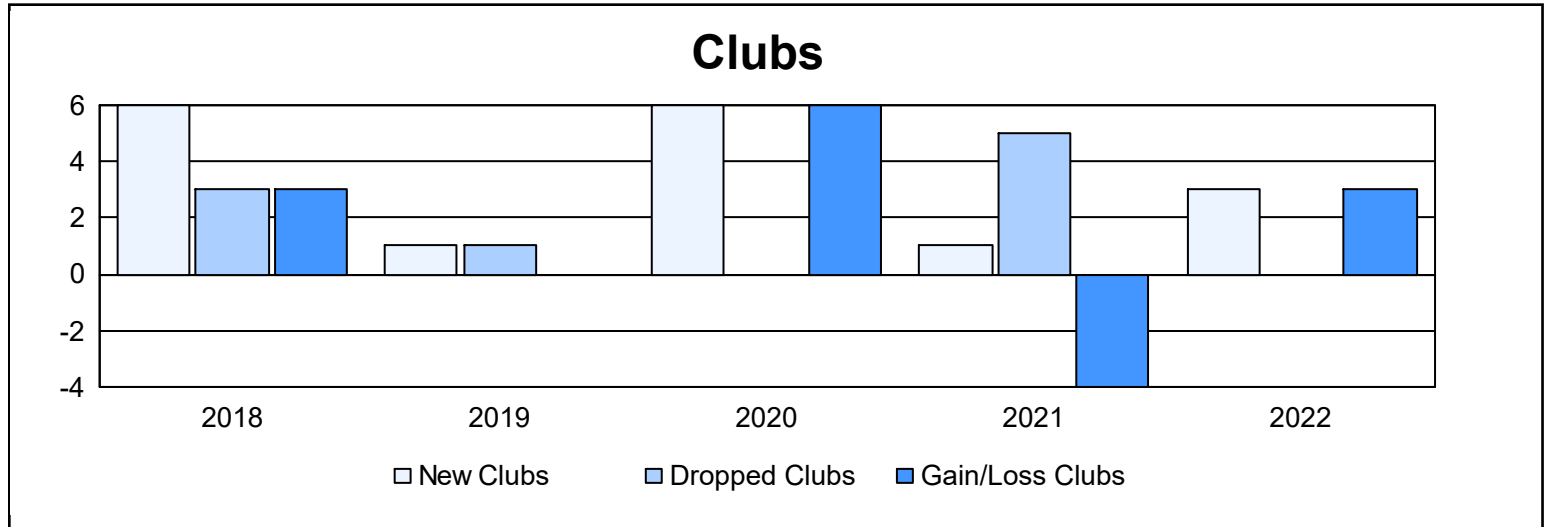
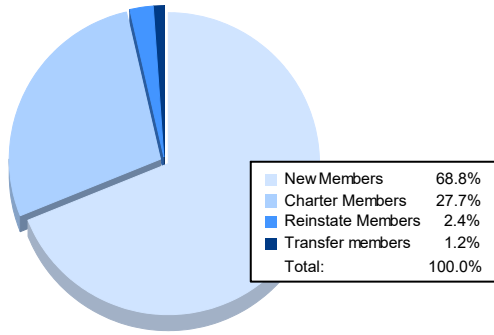


Year	New Clubs	Dropped Clubs	Gain/ Loss Clubs	New Members	Charter Members	Reinstate Members	Transfer Members	Total Member Added	Total Members Dropped	Gain/ Loss Members
2017-2018	6	3	3	175	163	8	1	347	284	63
2018-2019	1	1	0	104	70	16	5	195	260	-65
2019-2020	6	0	6	107	128	17	1	253	147	106
2020-2021	1	5	-4	164	42	5	2	213	227	-14
2021-2022	3	0	3	174	70	6	3	253	169	84
<b>Average</b>	<b>3</b>	<b>2</b>	<b>2</b>	<b>145</b>	<b>95</b>	<b>10</b>	<b>2</b>	<b>252</b>	<b>217</b>	<b>35</b>



### Membership Composition June 2022 Cumulative



### Gender Composition June 2022 Cumulative

